

Mobile App

1 DOWNLOAD THE APP

Once your ADT *Smart Home* system has been professionally installed by an ADT Engineer you can download the ADT *Smart Services* app for phone and tablet for free from the Google Play Store and Apple App Store.



2 NAVIGATE THE DASHBOARD

View and control your system from the palm of your hand with the easy-to-navigate Dashboard Set and Unset your panel, adjust Lights, view Cameras and the Video Doorbell.*

*Depending on your contract and services selected. ADT Automate, ADT View and ADT Video Doorbell are all additional extras.

3 ENABLE NOTIFICATIONS

Click Notifications to enable Push Notifications. You can also add or manage your push and email notifications on-the-go.

A System not Set notification will remind you if you forget to set your system when you're away from home.



4 ACTIVATE GEO-SERVICES

Enable automatic rules and alerts based on your phone's location through Geo-Services.

Be alerted if you've left home without setting your system, pause video recordings for privacy, and have your lights on when you're approaching home.

Geo-Services > Toggle to ON > Draw Geo-Fence on your Online Account

Getting Started

with ADT *Smart Services*



LOGIN INFORMATION

Username: _____

Password: _____

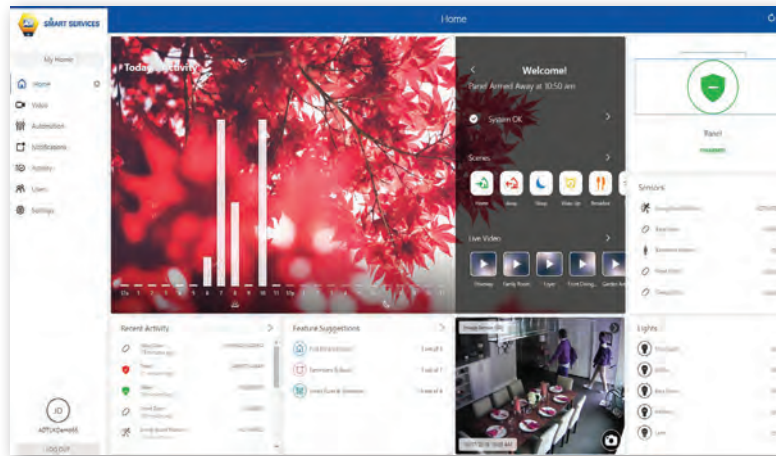


SMART SERVICES

Online Account

1 LOG IN AT smartservices.adt.ie

Log in using the user name/password (that you set up following the welcome email process) to manage and view your system from the Homepage.



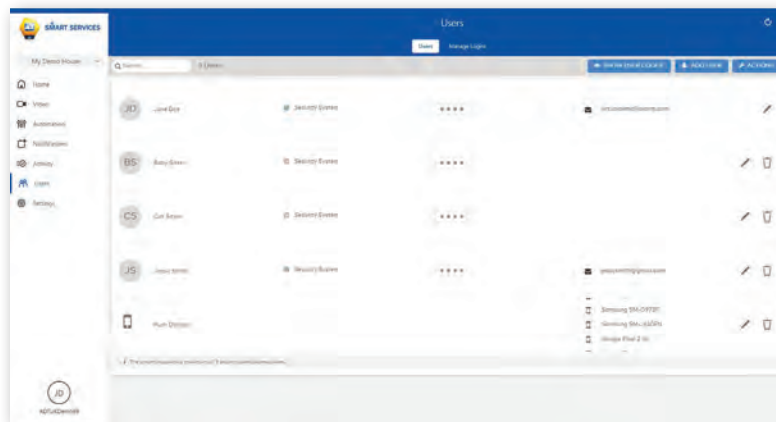
2 SET UP USER CODES

Set up user codes for your family members, friends, a dog walker, a nanny or anyone who has access to set/unset your alarm system.

Users > Add New User

Also assign user-specific access, permanent or temporary, to selected access points (security system, cameras, etc.) for a specific date and time range.

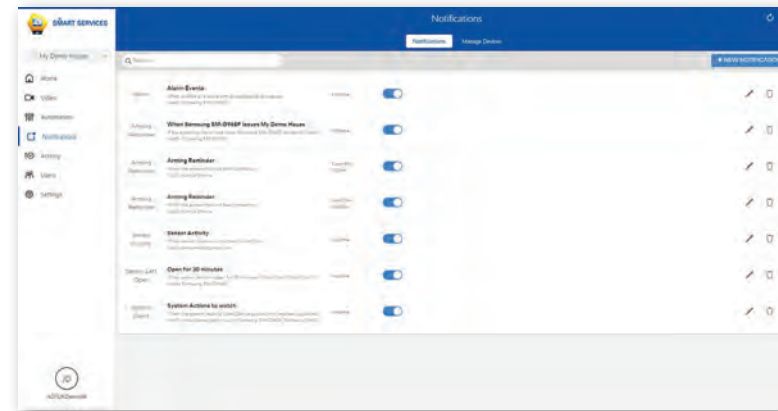
Users > Actions > Add Temporary User



3 CONFIGURE NOTIFICATIONS

Receive real-time alerts (email or push) due to a system occurrence, such as the system reporting an alarm, if someone forgets to set the system, or if a door is left open. You can also add and manage notifications from the ADT Smart Services Mobile App.

Notifications > + New Notification > Select default or customise your own > + Add Recipient > Save Notification



4 ENABLE GEO-SERVICES

Create Geo-Fences to enable location-based rules and alerts that automatically adjust your home's settings. Geo-Services uses the location of your smartphone to detect when you're leaving or approaching your home. You must first enable location services in the Mobile App before configuring Geo-Services on the ADT Smart Service portal.

Settings > Geo-Services > + Add a Fence > Position the pin to the desired area

